




Complex Sentences




Using a code of your choice, identify the main clause and sub-clause in the sentences below

MAIN CLAUSE:

SUB-CLAUSE:

1. The pirate, looking menacing, drew his sword.
2. Screeching in delight, the parrot soared over the trees.
3. The boy dug, filled with nerves.
4. Exhausted from swimming so far, the Quaswocki fell asleep on the log.
5. The man lay on the sand feeling happy.
6. On the look out for hungry birds, the crab scuttled across the sand.
7. The man, realising he was stranded, suddenly felt very lonely.
8. The fish swam peacefully as the waves crashed against the rocks.
9. Shaking with fear, the boy made his way through the forest.
10. The girl, overwhelmed with happiness, stared at the treasure.





Commas



A) Can you follow the rules to put the commas in the correct places? First, you will need to work out where the main and sub-clauses are.

1. The pirate scared of the soldiers jumped into the sea.
2. Feeling happy the three parrots danced on the branch.
3. The man ran through the forest desperate to reach the magical tree.
4. Snarling angrily the Quaswocki glared at his prey.
5. The boys saddened at their situation sat quietly on the beach.

B) Now it gets more difficult. You need to add a sub or main clause to the sentences below AND put the commas in where necessary.

1. The birds soared through the sky _____
2. Singing loudly _____
3. _____ looking elated _____
4. Enjoying himself immensely _____
5. _____ feeling hopeful.


C) Now write three complex sentences of your own. You must have a sub-clause and a main clause and use commas where necessary.

1 – about a crab 2 – about a pirate 3 – about a shark

1. _____

2. _____

3. _____



If the sub-clause is first, the comma goes next.
 If the sub-clause is last, no comma in the text.
 If the sub-clause is in the middle, comma either side,
 Now I'm off to my hole to hide!